



CA-001  
User's Guide

# OctoPad™

Universal High Stability  
Support Base



[www.octopus.camera](http://www.octopus.camera)



Please read this user's guide  
before using your new OctoPad™

# Package Contents

- OctoPad™
- High-capacity ball head
- User's Guide

## Features



# Why OctoPad™ ?

- Won't collapse under weight



- Won't tip over

- Won't slip or slide



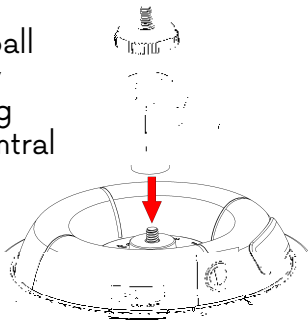
- Won't lose suction

# Instructions for Use

1. Peel off bottom protective sheet.

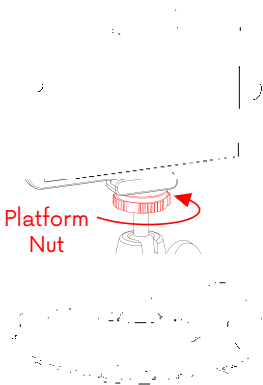


2. Mount ball head by screwing onto central bolt.



# Instructions for Use (continued)

3. Mount your device using the  $\frac{1}{4}$ -20 thread and secure tightly using the platform nut on the ball head.



The payload may loosen under conditions of shock loading and/or heavy payloads. Exercise caution!

# Instructions for Use

(continued)

4. Use the Cable Management Strap to secure cables conveniently.



Cable  
Management  
Strap

# Instructions for Use

(continued)

5. Use the Safety Grommet together with a carabiner and lanyard to secure your OctoPad™ against unforeseen movements.



Safety  
Grommet



The Safety Grommet may tear under conditions of shock loading and/or heavy payloads. Exercise caution!

# Things to watch out for



- Make sure the bottom surface of your OctoPad™ is clean to ensure grip. (Care instructions see p. 5)
- Avoid using your OctoPad™ on abrasive surfaces to prevent wear.
- Do not subject your OctoPad™ to excessive loads or twisting forces.
- The OctoPad™ and the included ball head both contain small items which can pose danger to children. Use only under adult supervision.
- If damaged, please dispose of the OctoPad™ in accordance with local safety and/or environmental regulations.



## Things to watch out for (continued)



### When Using In A Vehicle:

- Do not place in airbag deployment zones.
- Make sure your OctoPad™ will not interfere with vehicle operation.

### Care of Your OctoPad™:

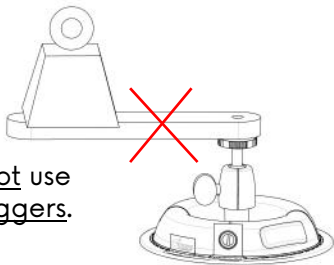
- Do not machine-wash, machine-dry, iron or wring your OctoPad™ due to danger of bursting.



# Things to watch out for (continued)



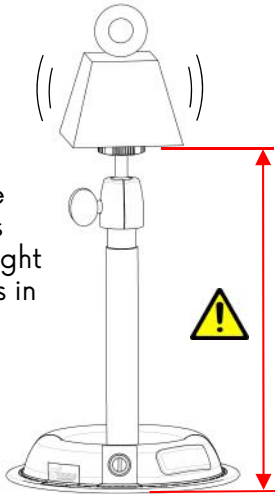
Your OctoPad™ will carry most compact payloads with ease. Some types of payloads should however be avoided or approached with caution:



- Do not use outriggers.

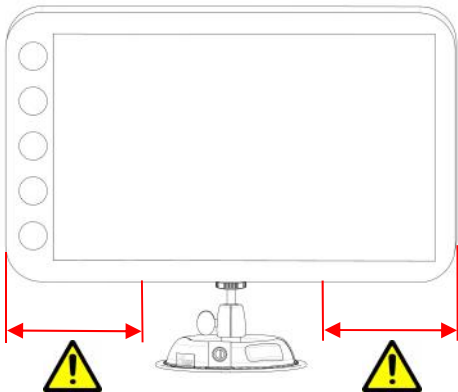
# Things to watch out for (continued)

- Do not use extensions having height that results in instability.



# Things to watch out for (continued)

- Use caution with payloads having a larger footprint than the OctoPad itself



# Limited Warranty and Legal Notice

Octopus.Camera LLC warrants this product against defects in materials and workmanship under normal use by the original purchaser for ninety (90) days after the date of purchase. Octopus.Camera LLC makes no other express warranties.

This warranty does not cover:

- a) Damage or failure caused by or attributable to abuse, misuse, failure to follow instructions, improper installation or maintenance, alteration, accident, Acts of God (such as floods or lightning), or excess voltage or current;
- b) Improper or incorrectly performed repairs by persons who are not an Octopus.Camera LLC Authorized Service Facility;
- c) Consumables such as fuses or batteries;
- d) Ordinary wear and tear or cosmetic damage;

# Limited Warranty and Legal Notice

(continued:)

- e) Transportation, shipping or insurance costs;
- f) Costs of product removal, installation, set-up service, adjustment or re-installation, and
- g) Claims by persons other than the original purchaser.

Should a problem occur that is covered by this warranty, take the product and the sales receipt as proof of purchase date to the place of purchase. Octopus.Camera LLC will, at its option, unless otherwise provided by law:

- a) Repair the product without charge for parts and labor;
- b) Replace the product with the same or a comparable product, or
- c) Refund the purchase price.

All replaced parts and products, and products on which a refund is made, become the property of Octopus.Camera LLC.

# Limited Warranty and Legal Notice

(continued:)

New or reconditioned parts and products may be used in the performance of warranty service. Repaired or replaced parts and products are warranted for the remainder of the original warranty period. You will be charged for repair or replacement of the product made after the expiration of the warranty period.

Octopus.Camera LLC expressly disclaims all warranties and conditions not stated in this limited warranty. Any implied warranties that may be imposed by law, including the implied warranty of merchantability and, if applicable, the implied warranty of fitness for a particular purpose, shall expire on the expiration of the stated warranty period.

Except as described above, Octopus.Camera LLC shall have no liability or responsibility to the purchaser of the product or any other person or entity with respect to any liability.

# Limited Warranty and Legal Notice

(continued:)

loss or damage caused directly or indirectly by use, or performance or the product or arising out of any breach of this warranty, including, but not limited to, any damages resulting from inconvenience and any loss or time, data, property, revenue or profit and any indirect special, incidental or consequential damages, even if Octopus.Camera LLC has been advised of the possibility of such damages.

Some states do not allow limitations on how long an implied warranty lasts or the exclusion or limitation of incidental or consequential damages, so the above limitations or exclusions may not apply to you. This warranty gives you specific legal rights, and you may also have other rights which vary from state to state. You may contact Octopus.Camera LLC at:

Octopus.Camera LLC, PO Box 33,  
Marion NY 14505-0033 U.S.A.  
Email: info@Octopus.Camera

Printed C05  
In China CA-001